

You can choose to access the ebooks and audiobooks using an app on your phone or through a website. Directions for both are included below. You can go back and forth between your phone and computer if you choose.

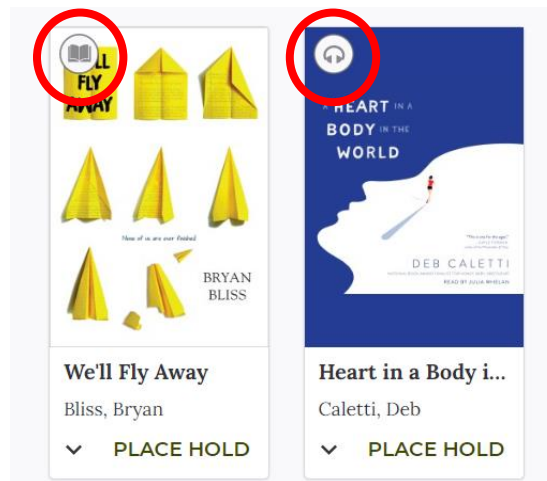
**You may check out 5 books and have 5 books on hold at a time.**

### On Your Phone/ Tablet

1. Go to your app store and download the free app **Axis 360**.
2. In the box titled “Search for My Library” type in “Lyons Township High School.”
3. Tap on the school name.
4. Create your account. Your Log in will be LT followed by your ID number (LT000000).

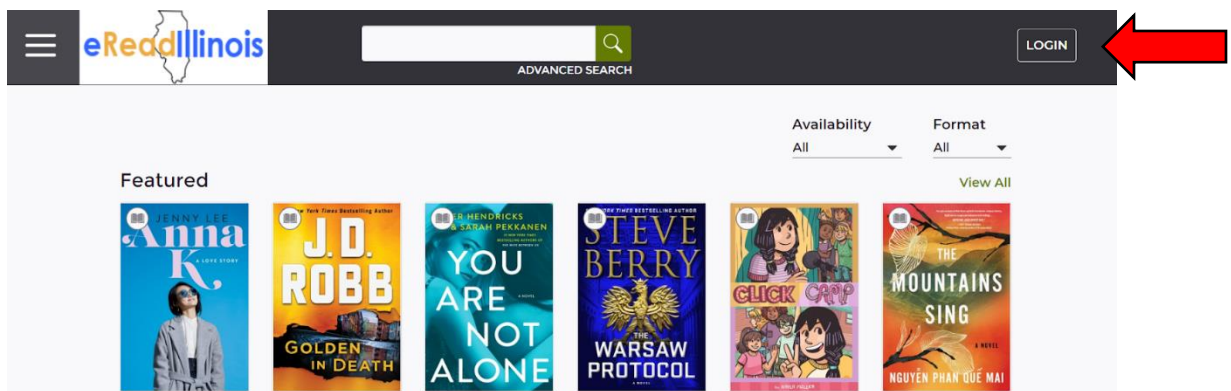
**Type your ID in the login box. You will then create your account.**

5. You are ready to begin checking out books. Look in the top left corner of the book cover image to determine if it is an ebook (open book image) or audiobook (headphone image).



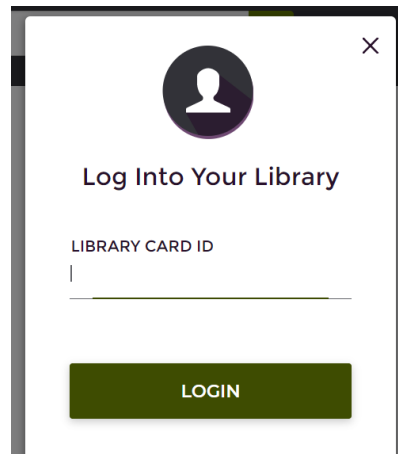
### On a Computer

1. Go to [eRead Illinois](https://lths.axis360.baker-taylor.com/) (<https://lths.axis360.baker-taylor.com/>)
2. Click on Login button in top right-hand corner.



3. Create your account. Your Log in will be LT followed by your ID number (LT000000).

**Type your ID in the login box. You will then create your account.**



4. You are ready to begin checking out books. Look in the top left corner of the book cover image to determine if it is an ebook (open book image) or audiobook (headphone image).

